

# Terminations





With everything from the tiniest 0.25mm<sup>2</sup> cord-end terminals to 400mm<sup>2</sup> Copper Tube terminals, Partex's wide range and massive stocks are sure to meet your needs.

In addition to the products listed on the following pages we are happy to discuss special copper terminals and individual packaging requirements. Terminals up to 1000mm<sup>2</sup> are available to order and we will happily quote for own-brand labelling for all your terminal purchases.

In response to many customer requests, our range now includes Heatshrink Butts and Quick splices.

A complete range of compatible tooling is available to ensure correct fitting of our terminals.



### Product Overview

- A complete range of pre-insulated terminals that combine high quality with competitive pricing.
- High grade PVC insulation makes crimping easy whilst ensuring complete integrity of termination.
- VR indicates 'Vibration Resistant' - Extra copper ring within the crimp terminal.
- Available in packs of 100 or 1000 pieces as standard.
- Red Insulation: Conductor size 0.5-1.5mm<sup>2</sup> / 22-16awg.
- Blue Insulation: Conductor size 1.5-2.5mm<sup>2</sup> / 16-14awg.
- Yellow Insulation: Conductor size 4.0-6.0mm<sup>2</sup> / 12-10awg.
- UL approval number: E163810



Ring Terminals		
Part No.	Stud Size (mm)	Insulation Colour
RR32	3	Red
RR37	3.5	Red
RR43	4	Red
RR53	5	Red
RR64	6	Red
RR84	8	Red
RR105	10	Red
BR32	3	Blue
BR37	3.5	Blue
BR43	4	Blue
BR53	5	Blue
BR64	6	Blue
BR84	8	Blue
BR105	10	Blue
BR120	12	Blue
YR43	4	Yellow
YR53	5	Yellow
YR64	6	Yellow
YR84	8	Yellow
YR105	10	Yellow
YR120	12	Yellow

Terminals - Imperial/Metric Conversion	
Imperial	Metric (mm)
8BA	2
6BA	3
4BA	3.5
3BA	4
2BA	5
0BA	6
5/16"	8
3/8"	10

(conversions continued)	
Imperial	Metric (mm)
1/2"	12
9/16"	14
5/8"	16
11/16"	18
3/4"	20
7/8"	22
1"	25

## Pre-Insulated Crimp Terminals: Spade (Fork) Terminals



## Spade (Fork) Terminals

Part No.	Stud Size (mm)	Insulation Colour
RS32N	3	Red
RS37N	3.5	Red
RS37	3.5	Red
RS43N	4	Red
RS43	4	Red
RS53	5	Red
RS64	6	Red
BS32N	3	Blue
BS37N	3.5	Blue
BS37	3.5	Blue
BS43N	4	Blue
BS43	4	Blue
BS53	5	Blue
BS64	6	Blue
YS37	3.5	Yellow
YS43	4	Yellow
YS53	5	Yellow
YS64	6	Yellow
YS84	8	Yellow

Please Note: Suffix N indicates 'Narrow' version.



## Flanged Spade (Fork) Terminals

Part No.	Stud Size (mm)	Insulation Colour
RFS43	4	Red
BFS43	4	Blue
BFS53	5	Blue



Butt Connectors		
Part No.	Inner Diameter (mm)	Insulation Colour
RBC4	4	Red
BBC45	4.5	Blue
YBC68	6.8	Yellow



Pin Terminals		
Part No.	Length of Metal Pin (mm)	Insulation Colour
RP10	10	Red
BP10	10	Blue
YP14	14	Yellow



Blade Terminals			
Part No.	Length of Metal Blade (mm)	Width (mm)	Insulation Colour
RB11	11	3.00	Red
RB14	14	3.00	Red
RB18	18	2.45	Red
BB9	9	2.80	Blue
BB18	18	2.45	Blue
YB10	10	2.80	Yellow
YB18	18	4.50	Yellow

## Pre Insulated Crimp Terminals: Male Tab &amp; Female Push-Ons



## Male Tabs

Part No.	Size (mm)	Tab Thickness (mm)	Insulation Colour
RM50/VR	4.8	0.8	Red
RM63/VR	6.3	0.8	Red
BM50/VR	4.8	0.8	Blue
BM63/VR	6.3	0.8	Blue
YM63/VR	6.3	0.8	Yellow



## Female Push-Ons

Part No.	For Male Tab Size (mm)	For Male Tab Thickness (mm)	Insulation Colour
RF32/05/VR	2.8	0.5	Red
RF32/08/VR	2.8	0.8	Red
RF50/05/VR	4.8	0.5	Red
RF50/08/VR	4.8	0.8	Red
RF66/08/VR	6.3	0.8	Red
BF50/05/VR	4.8	0.5	Blue
BF50/08/VR	4.8	0.8	Blue
BF66/08/VR	6.3	0.8	Blue
BF80/08/VR	8.0	0.8	Blue
YF66/08/VR	6.3	0.8	Yellow
YF100/08/VR	9.5	0.8	Yellow

**Pre Insulated Crimp Terminals:  
Fully Insulated Female Push-Ons and Piggy Backs**



Fully Insulated Female Push-Ons		
Part No.	For Male Tab Size (mm)	Insulation Colour
RF32/FI/VR	2.8	Red
RF50/FI/VR	4.8	Red
RF66/FI/VR	6.3	Red
BF50/FI/VR	4.8	Blue
BF66/FI/VR	6.3	Blue
YF66/FI/VR	6.3	Yellow



Piggy Backs		
Part No.	For Male Tab Size (mm)	Insulation Colour
RPB63/VR	6.3	Red
BPB63/VR	6.3	Blue

## Pre Insulated Crimp Terminals: Male & Female Bullets



### Male Bullets

Part No.	Diameter of Metal Bullet (mm)	Insulation Colour
RMB40/VR	4	Red
BMB50/VR	5	Blue
YMB50/VR	5	Yellow



### Female Bullets

Part No.	For Male Bullet Diameter (mm)	Insulation Colour
RFB40/VR	4	Red
BFB50/VR	5	Blue
YFB50/VR	5	Yellow

### Tooling

For a complete range of compatible tooling see pages 85 - 86.

## Uninsulated Rings



Uninsulated Rings		
Part No.	Cable Size (mm <sup>2</sup> )	Hole Size (mm)
URR32	0.5-1.5	3.2
URR37	0.5-1.5	3.7
URR43	0.5-1.5	4.3
URR53	0.5-1.5	5.3
URR64	0.5-1.5	6.4
URR84	0.5-1.5	8.4
UBR43	1.5-2.5	4.3
UBR53	1.5-2.5	5.3
UBR64	1.5-2.5	6.4
UBR84	1.5-2.5	8.4
UBR105	1.5-2.5	10.5
UYR53	4.0-6.0	5.3
UYR64	4.0-6.0	6.4
UYR84	4.0-6.0	8.4

## Heat Shrink Butts



## Heat Shrink Butt Connectors

Part No.	Wire Size (mm <sup>2</sup> )	Insulation Colour
HSB 1.25	0.5 - 1.5	Red
HSB 2.0	2.5	Blue
HSB 5.5	4 - 6	Yellow

## Quick Splices



## Quick Splices

Part No.	Insulation Colour
QS1	Red
QS2	Blue
QS3	Yellow



**Product Overview**

- All copper tube terminals have bell mouth entry for ease of cable insertion.
- All terminals have inspection holes to check cable is properly inserted before crimping.
- Copper tube splices, four hole transformer fixing, long palm, right angle, blank terminals, copper pins, dissimilar copper splices and flag terminals also available on request.
- Sizes above 400mm<sup>2</sup> available on request.
- Other Stud sizes available on request.

**Specification:**

**Material:** High conductivity copper to BS2871.  
**Purity:** > 99.9%  
**Coating:** Bright electro-tin plating to BS 1872.

**Entry:** Bell-mouth easy entry.  
**Barrels:** Internal Barrel diameters suit standard cables as defined in BS 6360.



Copper Tube Terminals		
Part No.	Cable Area (mm <sup>2</sup> )	Stud Size (mm) (Please Specify) (Eg. col 10-5)
COL 1.5	1.5	4, 5
COL 2.5	2.5	4, 5, 6
COL 4	4	4, 5, 6
COL 6	6	4, 5, 6, 8
COL 10	10	5, 6, 8, 10, 12
COL 16	16	5, 6, 8, 10, 12
COL 25	25	5, 6, 8, 10, 12
COL 35	35	6, 8, 10, 12
COL 50	50	6, 8, 10, 12, 14, 16
COL 70	70	6, 8, 10, 12, 14, 16
COL 95	95	8, 10, 12, 14, 16
COL 120	120	8, 10, 12, 14, 16
COL 150	150	10, 12, 14, 16, 20
COL 185	185	10, 12, 14, 16, 20
COL 240	240	10, 12, 14, 16, 20
COL 300	300	10, 12, 14, 16, 20
COL 400	400	14, 16, 20

## Copper Tube Butt Connectors



Copper Tube Butt Terminals


Part No.	Cable Entry Size (mm <sup>2</sup> )
COL 1.5B	1.5
COL 2.5B	2.5
COL 4B	4
COL 6B	6
COL 10B	10
COL 16B	16
COL 25B	25
COL 35B	35
COL 50B	50
COL 70B	70
COL 95B	95
COL 120B	120
COL 150B	150
COL 185B	185
COL 240B	240
COL 300B	300
COL 400B	400





























## Tooling

For compatible tooling see page 88.

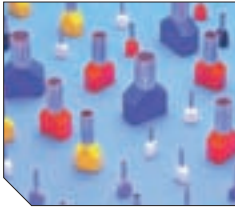
## Cord End Ferrules and Long Cord End Ferrules



Cord End Ferrules						
French Type			German Type			
Part No.	Colour	Conductor Size (mm <sup>2</sup> )	Barrel Length (mm)	Colour	Part No.	
CEF025F	Violet 	0.25	6	Light Blue 	CEF025G	
CEF034F	Pink 	0.34	8	Turquoise 	CEF034G	
CEF508F	White 	0.5	8	Orange 	CEF508G	
CEF7508F	Blue 	0.75	8	White 	CEF7508G	
CEF108F	Red 	1.0	8	Yellow 	CEF108G	
CEF1508F	Black 	1.5	8	Red 	CEF1508G	
CEF2508F	Grey 	2.5	8	Blue 	CEF2508G	
CEF409F	Orange 	4	9	Grey 	CEF409G	
CEF612F	Green 	6	12	Black 	CEF612G	
CEF1012F	Brown 	10	12	Ivory 	CEF1012G	
CEF1612F	Ivory 	16	12	Green 	CEF1612G	
CEF25016F	Black 	25	16	Brown 	CEF25016G	
CEF35016F	Red 	35	16	Beige 	CEF35016G	

Long Cord End Ferrules					
French Type			German Type		
Conductor Size (mm)	Barrel Length (mm)	Part No.	Colour	Part No.	Colour
0.75	12	CEF 7512F	Blue	CEF 7512G	White
1.0	12	CEF 112F	Red	CEF 112G	Yellow
1.5	18	CEF 1518F	Black	CEF 1518G	Red
2.5	18	CEF 2518F	Grey	CEF 2518G	Blue
4	18	CEF 418F	Orange	CEF 418G	Grey
6	18	CEF 618F	Green	CEF 618G	Black
10	18	CEF 1018F	Brown	CEF 1018G	Ivory
16	18	CEF 1618F	Ivory	CEF 1618G	Green
25	22	CEF 25022F	Black	CEF 25022G	Brown
35	25	CEF 35025F	Red	CEF 35025G	Beige

## Cord End Ferrules: Twin &amp; Uninsulated



Twin Cord End Ferrules							
Cond. Size	Barrel Length	French Part No.	Colour	German Part No.	Colour	DIN Part No.	Colour
0.5mm	8mm	TCEF508F	White	TCEF508G	Orange	TCEF508F	White
0.75mm	8mm	TCEF7508F	Grey	TCEF7508G	White	TCEF7508D	Blue
0.75mm	10mm	TCEF7510F	Grey	-	-	-	-
1.0mm	8mm	TCEF108F	Red	TCEF108G	Yellow	TCEF108F	Red
1.0mm	10mm	TCEF110F	Red	-	-	-	-
1.5mm	8mm	TCEF1508F	Black	TCEF1508G	Red	TCEF1508F	Black
1.5mm	12mm	TCEF1512F	Black	-	-	-	-
2.5mm	10mm	TCEF2510F	Blue	TCEF2510G	Blue	-	-
2.5mm	13mm	TCEF2513F	Blue	-	-	-	-
4.0mm	12mm	TCEF412F	Grey	TCEF412G	Grey	-	-
6.0mm	14mm	TCEF614F	Yellow	TCEF614G	Black	-	-
10.0mm	14mm	TCEF1014F	Red	TCEF1014G	Ivory	-	-
16.0mm	14mm	TCEF1614F	Blue	TCEF1614G	Green	-	-

Un-insulated Cord End Ferrules		
Part No.	Conductor Size (mm)	Length (mm)
UCEF 510	0.5	10
UCEF 7510	0.75	10
UCEF 110	1.0	10
UCEF 1510	1.5	10
UCEF 2512	2.5	12
UCEF 412	4.0	12

Un-insulated Cord End Ferrules Cont'		
Part No.	Conductor Size (mm)	Length (mm)
UCEF 618	6.0	18
UCEF 1018	10.0	18
UCEF 1618	16.0	18
UCEF 25018	25.0	18
UCEF 35018	35.0	18

**Please Note:**

Both insulated and un-insulated cord end ferrules are available packed in hundreds or thousands, please specify when ordering.